



**ITT Corporation (Learning Center)
ITT Learning Management System (LMS) for Distributors and Customers**

Basic User Guide

Rev.1.0.110116.LR

Rev.1.1.113016 LR

Table of Contents

1. Login
 - a. Link to our site
 - b. First Time Users – Create an Account
 - c. Sample of Emails verifying creation of your new account
 - d. Forgot my Password
2. Learning Home page
 - a. Navigation
3. Catalog & My Required Learning
 - a. Search for a particular course
4. My Transcript
 - a. Export
 - b. Print
5. Contact Us
6. Log Off

Login

The link is:

<https://gm1.geolearning.com/geonext/ittgouldspumps/login.geo?OriginalURL=%2fgeonext%2fittgouldspumps%2fmyhome.geo%3fnav%3dOrganizerHome#>

First Time Users – Create an Account

ITT Learning Center

Login

If this is your first time visiting our site, please click on the link to Request a New Account. Otherwise, use the account name you previously created to login.

Note: * Required Fields.

Login Form:

* Username:

* Password:

Forgot your [password?](#)

[Request a new account.](#)

Enter

Request Account

Please enter the following information to create an account.

Note: * Required Fields.

* Add Reason:

* Username:

For the Username field, alphanumeric characters including dot, hyphen, plus sign, underscore and @ can be used. Spaces are not allowed.

* First Name:

* Last Name:

* Email Address:

* Confirm Email Address:

* Country:

* State/Province:

* Office Telephone:

* Time Zone:

* Are you a Customer?:

* Are you a Distributor?:

* Company:

* Word Verification: Type the characters you see in the picture below.

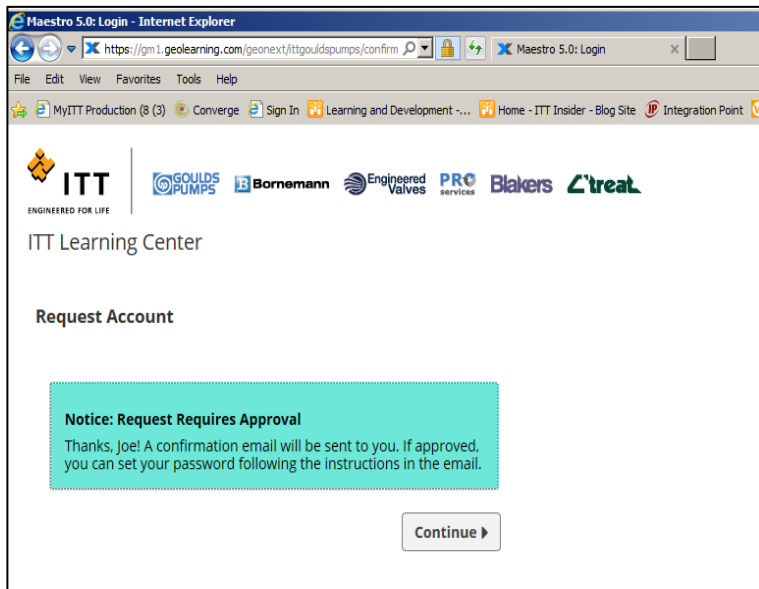


[Privacy & Terms](#)

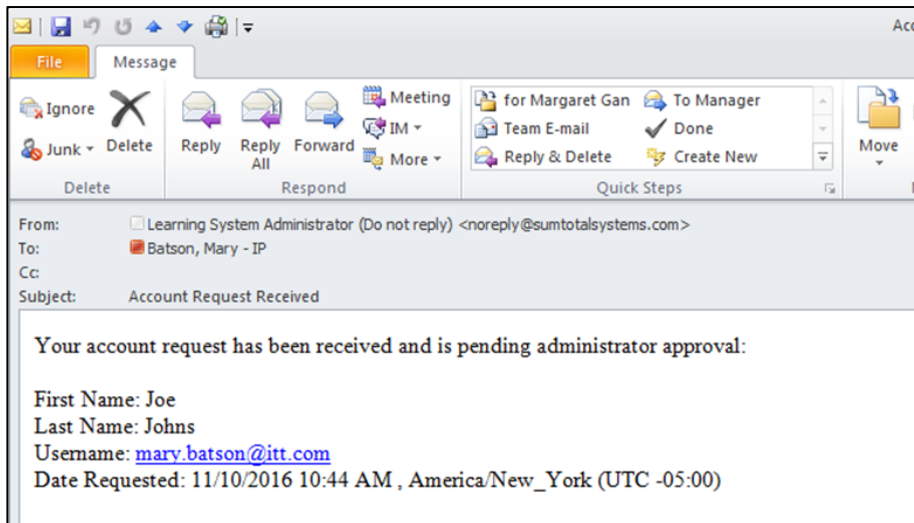
Cancel

Create Account

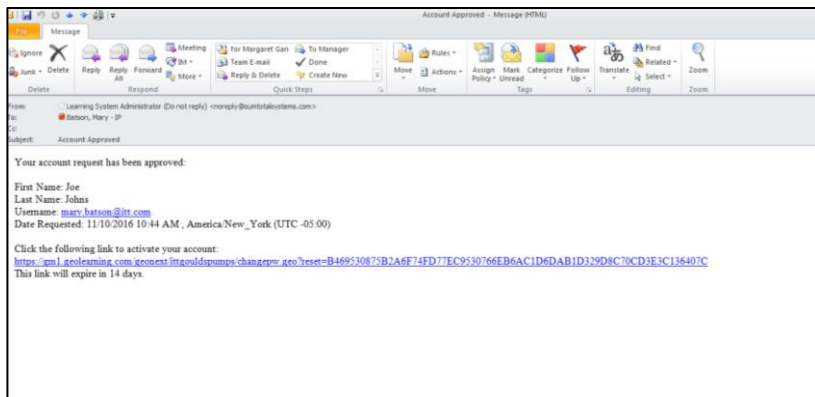
After you submit your request to Create Account, you will see that your request is waiting for approval from the LMS Administrator



And you will receive an email like this:



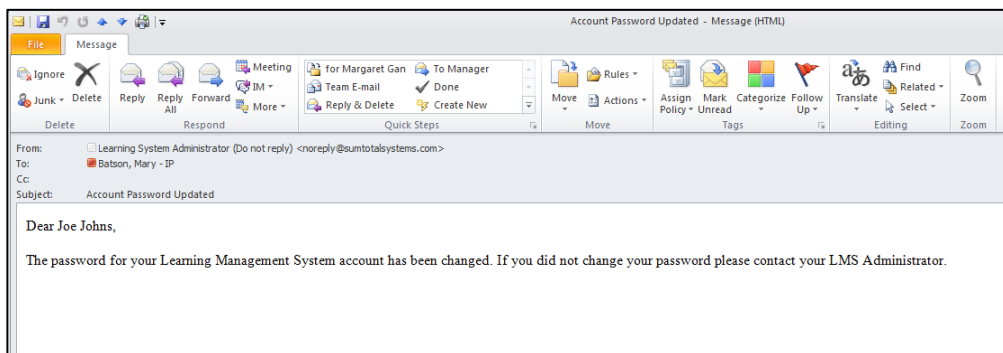
When your request is approved, you will receive another email, like this:



You must click the link to activate your account (which includes adding your password).

After you do so, you will receive one more email confirming that your password has been changed.

See email like this:



Forgot my Password

If you are an existing user and you forgot your password

ITT Learning Center

Login

If this is your first time visiting our site, please click on the link to Request a New Account. Otherwise, use the account name you previously created to login.

Note: • Required Fields.

Login Form:

*Username:

*Password:

[Forgot your password?](#)
[Request a new account.](#)

Enter

ITT Learning Center

Forgot Password

If you have forgotten your password, please enter your username or email address below.

Note: • Required Fields.

Password Form:

*Username or Email
Address:

Back to [Login](#) page.

Enter

Learner Home Page

Logged in as: ITTGouldsPumps Admin | Role: Learner | Home | Add Shortcut | Notes | Help | Contact Us | Log Off

ITT ENGINEERED FOR LIFE

GOULDS PUMPS | Bornemann | Engineered Valves | PRO SERVICE | Blakers | L'treat

ITT Learning Home Page

Welcome

Welcome, ITTGouldsPumps! What would you like to do today?

My Required Learning

My Elective Learning

Catalog

My Transcript

Online Resources

Search Q

© 2016 Sumtotal, a Skillsoft company
build: 5.2016.00138

powered by sumtotal

See what you have to do at a glance here

Click any of these **Navigation** links to take action:

- **Learning Home** - to get back to this page at any time
- **My Required Learning** - all courses you are required to take in order to do business with ITT and history
- **My Elective Learning** - all courses that may have been recommended for you to take and history
- **Catalog** - all courses
- **My Transcript** - a listing of all courses you have completed. You may indicate a particular date range.
- **Online resources** – other materials that may be available for your reference

Catalog

You may scroll through list of available courses or search for a particular course in the catalog
Simply type part of the name of a course in the search box
Then click on the magnifying glass
You will be presented with all courses that contain the part of the name you entered.

Logged in as: ITTGouldsPumps Admin | Role: Learner | Home | Add Shortcut | Notes | Help | Contact Us | Log Off

ITT ENGINEERED FOR LIFE

SOULDS PUMPS | Bormemann | Engineered Valves | PRO SERVICES | Blakers | L'treat

Catalog: Alphabetically

Learning Home

My Required Learning

My Elective Learning

Catalog

My Transcript

Online Resources

Search

chem

Advanced Search

Bundles | By Category | Alphabetically | ILT Calendar | Online Resources

Select a letter range to view from the drop-down menu and click Show. Click Details or the name of the item to view its details.

Select Letter Range: (Any) Show

Displaying 1-1 of 1 records. 10 25 50 100 200

Chemical Process School
Instructor Led Vendor: L&D Duration: 24 hours
The 3-day, instructor led training course will provide learners with the fundamental knowledge of the Chemical Market/Process .
Price: \$300.00

Details Scheduled Classes

Once you find a course you wish to take,
Click on Details to see description of course.
Then you should see option to “Launch” and the course will start.

If you are enrolled in a course, you will find it already populated in My Required Learning

My Transcript

You may export the listing of courses you have completed or print it

My Transcript: ITT GouldsPumps Admin

Export Print

Learning Home

My Required Learning

My Elective Learning

Catalog

My Transcript

Online Resources

Search

Completed Between: [] And: M/d/yyyy []

Displaying 1-1 of 1 records. 10 25 50 100 200

Activities

Select	Course Name	Class Name	Completion Status	Registration Date	Completion Date	Course CEU	Registration Status	Grade
<input type="radio"/>	Basic Hydraulics	Basic Hydraulics	Completed	10/18/2016 9:35 AM	10/18/2016 9:00 AM	0	Enrolled	

1

© 2016 SumTotal, a Skillsoft company
build: 5.201610-00138

powered by Skillsoft

If you choose to Export it, you must select an export format, (see **Export to:**), then click **Export** to generate the report.

Default Reports: Export

Report Name:

Close Report

Export Report:

Please choose an export format below. Click **Export** to save data in the desired format. Click **Settings** to configure detailed export settings.

Export to:

- CSV
- PDF
- HTM
- RTF
- TXT
- XLS
- XML
- ODT

Settings



Cancel

Export

If you choose to Print your transcript, you will see a preview page and you may save it as a PDF report or send it to a printer by changing the destination.

Print
Total: 1 page

Save Cancel

Destination  Save as PDF


Pages
 All
 e.g. 1-5, 8, 11-13

Layout Portrait

Paper size Letter

Margins Default




Options
 Headers and footers
 Background graphics

19/02/16 Skip to application Maestro 5.0

My Transcript: ITTGouldsPumps Admin

Displaying 1-1 of 1 records. 10 25 50 100 200

Select	Course Name	Class Name	Completion Status	Registration Date	Completion Date	Course CEU	Registration Status	Grade
<input type="radio"/>	Basic Hydraulics	Basic Hydraulics	Completed	10/19/2016 9:35 AM	10/19/2016 9:00 AM	0	Enrolled	

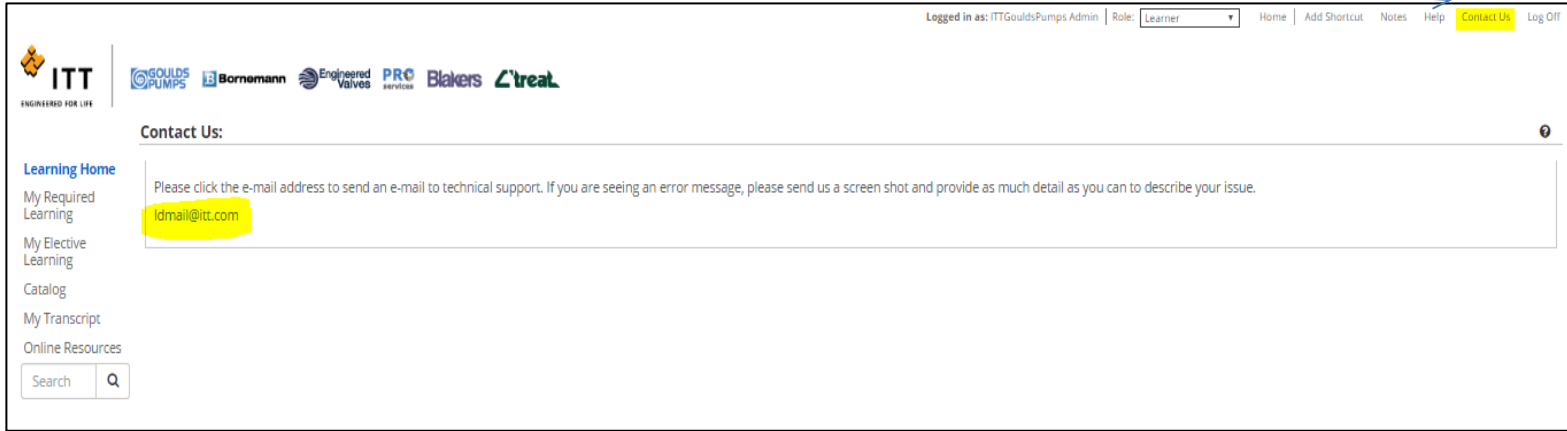
<https://gm1.gedlearning.com/gporen@itgouldspumps/MyTranscript/go?selectTab=Learning%20Transcript#> 1/1

Contact Us

If you need assistance, you may contact the ITT Learning & Development team

Click **Contact Us** in the upper right hand corner

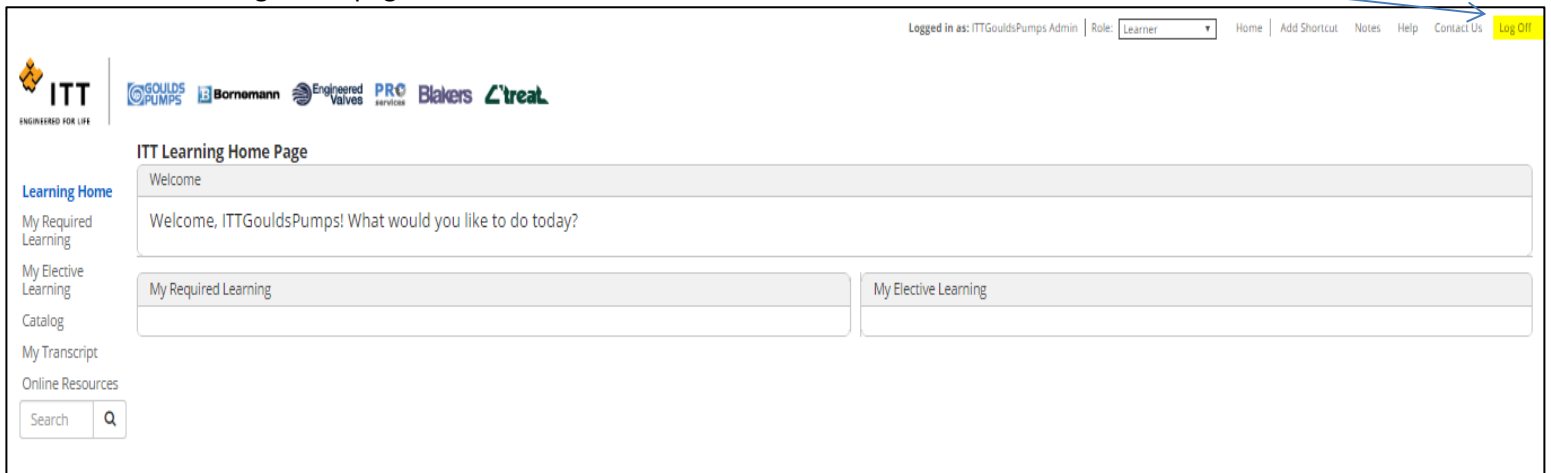
Type your message and send an email as instructed



The screenshot shows the ITT Learning Home page. The top right corner contains the text "Logged in as: ITTGouldsPumps Admin | Role: Learner | Home | Add Shortcut | Notes | Help | **Contact Us** | Log Off". The "Contact Us" link is highlighted in yellow. Below the navigation bar, there are logos for ITT, GOULDS PUMPS, Bornemann, Engineered Valves, PRO services, Blakers, and L'treal. The main content area is titled "Contact Us:" and contains a text box with the instruction: "Please click the e-mail address to send an e-mail to technical support. If you are seeing an error message, please send us a screen shot and provide as much detail as you can to describe your issue." The email address "idmail@itt.com" is highlighted in yellow. On the left side, there is a "Learning Home" menu with links for "My Required Learning", "My Elective Learning", "Catalog", "My Transcript", and "Online Resources". A search bar is located at the bottom left.

Log Off

Although you may close the window, it is best practice to intentionally log off by using the **Logoff** link in the upper right hand corner of the Learning Home page.



The screenshot shows the ITT Learning Home page. The top right corner contains the text "Logged in as: ITTGouldsPumps Admin | Role: Learner | Home | Add Shortcut | Notes | Help | Contact Us | **Log Off**". The "Log Off" link is highlighted in yellow. Below the navigation bar, there are logos for ITT, GOULDS PUMPS, Bornemann, Engineered Valves, PRO services, Blakers, and L'treal. The main content area is titled "ITT Learning Home Page" and contains a "Welcome" message: "Welcome, ITTGouldsPumps! What would you like to do today?". Below the welcome message, there are two sections: "My Required Learning" and "My Elective Learning". On the left side, there is a "Learning Home" menu with links for "My Required Learning", "My Elective Learning", "Catalog", "My Transcript", and "Online Resources". A search bar is located at the bottom left.